

Jeffersontown's Coalition of Neighborhoods

Never believe
that a few caring people
can't change the world
for, indeed, that's all who ever have."

– Margaret Meade



Clay S. Foreman, Mayor



Mission

The Jeffersonstown Coalition of Neighborhoods is being established for two basic reasons - to make city government more responsive to its citizens and to help citizens help themselves



Overview

Coalition of Neighborhoods

The Mayor hopes the Coalition of Neighborhoods Program will help combat problems, increase the health and safety of its citizens and make Jeffersonstown an even better place to live, work and play.



Overview

Coalition of Neighborhoods

Jeffersonstown residents & businesses has demonstrated a great willingness to dedicate time and energy to make a difference in their neighborhood and community.

- The Coalition of Neighborhoods will play a vital role in representing the interest of residents and businesses and will enhance the local community.
- A well-organized neighborhood coalition can have a significant impact on the quality of life in a neighborhood.
- Increasing citizen participation benefits the whole community by creating a positive environment of shared responsibility and collaboration.



Overview

Coalition of Neighborhoods

- Existing home owners associations are providing much of this support but several neighborhoods do not have homeowners associations.
- Other overlooked components of most neighborhoods are:
 - Multi-family residents (apartments)
 - Condominium ownership
 - Business Community
 - Retail service stores (strip centers and corridors)
 - Professional offices
 - Industries
 - Schools

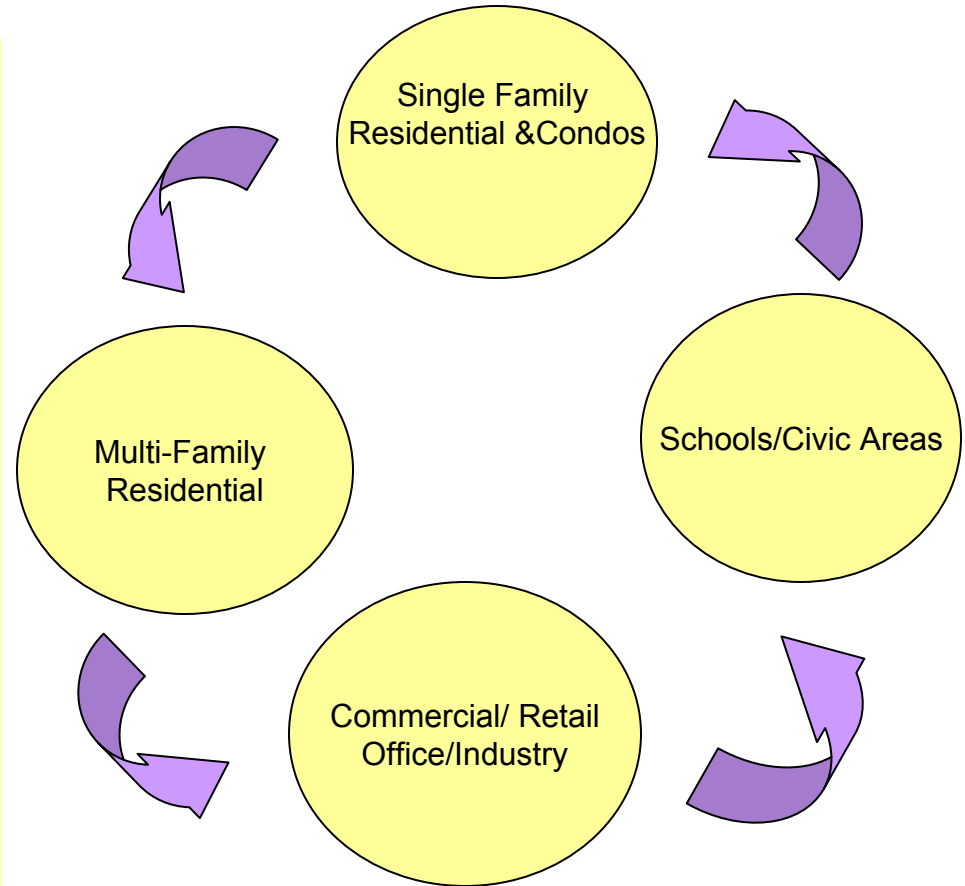


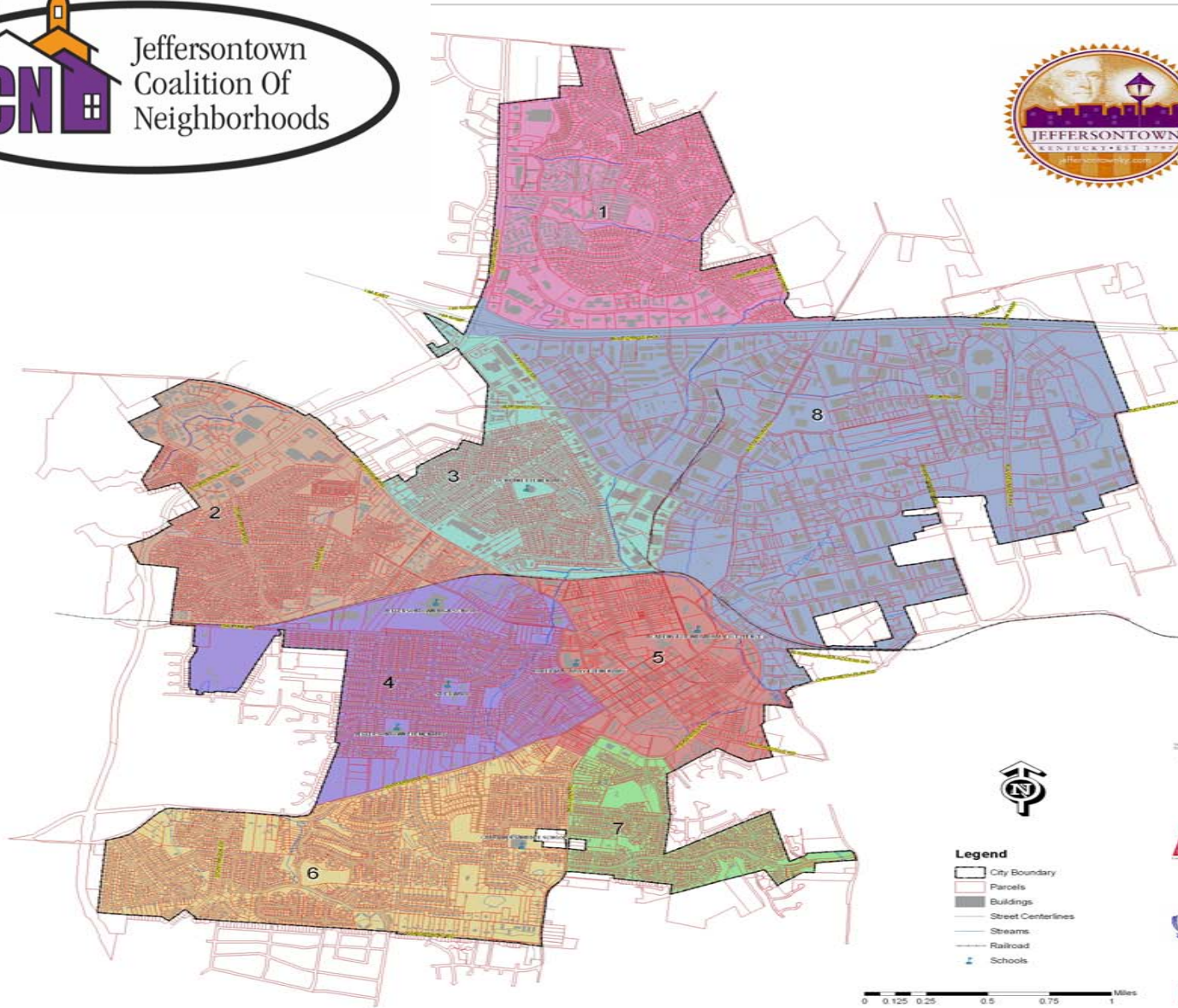


Overview

Coalition of Neighborhoods

The Coalition of Neighborhoods will bring these missing links to the table as a viable component to the success of that neighborhood.





Legend

- City Boundary
- Parcels
- Buildings
- Street Centerlines
- Streams
- Railroad
- Schools



Map prepared by LOJIC for the City of Jeffersontown, KY. All rights reserved. No part of this map may be reproduced without the written permission of LOJIC. The City of Jeffersontown, KY, is not responsible for any errors or omissions on this map. The City of Jeffersontown, KY, is not responsible for any damages, including consequential, arising from the use of this map. The City of Jeffersontown, KY, is not responsible for any claims, damages, or liabilities arising from the use of this map. The City of Jeffersontown, KY, is not responsible for any claims, damages, or liabilities arising from the use of this map.





Overview

Coalition of Neighborhoods

- Through this program, citizens will have regular contact with city government.
 - It used to be that governmental officials would only hear from citizens when they are angry or have an issue about something.
- Through this program, the city has consistent input.
- Through this program, it will create a stronger sense of community.
- Through this program, the long term goal is to help address the tough issues while building on our strengths.



Overview

Coalition of Neighborhoods

Each Neighborhood Coalition:

- Should include approximately 9-15 members who live or own businesses in the area.
- Will represent several neighborhoods (homeowners associations) in the same general area.
- Should complete an annual action plan with short & long term goals.
- Will set the time and place to meet and the agenda.





Overview

Coalition of Neighborhoods

The Neighborhood Coalition's interest may vary from coalition to coalition. Some may:

- Be concerned about crime
- Be interested in parks improvements and beautification
- Be concerned about traffic, drainage or land use.

Each coalition is different and should reflect the needs of their area.





Overview

Coalition of Neighborhoods

This is a City initiative, but a Community program.

- You can make your neighborhood coalition whatever you and your neighbors want it to be.

Make the most of this opportunity.



Overview

Coalition of Neighborhoods

- All Jeffersonstown Neighborhood Coalitions will:
 - have a stake in local government decisions that affect their daily lives.
 - Feel free to communicate their opinions to elected officials.
 - Provide a way for citizens to reach consensus on an issue and then communicate that decision effectively.



Overview

Coalition of Neighborhoods

- The neighborhood coalition does not take on:
 - Personal problems
 - Disputes with a neighbors
 - Individual homeowner problems (assessments)
 - General business operating concerns (marketing, sales etc.)

However, for example if all homes in a the neighborhood were assessed incorrectly, working with the neighborhood coalition is an effective way to deal with the problem you have in common.

Other examples: Storm drainage



Overview

Coalition of Neighborhoods

Neighborhood Coalitions organize neighborhoods to do the following:

- Solve problems
- Improve/preserve the neighborhood
- Get to know each other & take responsibility for the neighborhood's needs
- Build a relationship with city government
- Raise awareness of the neighborhoods needs (crime, zoning, city services, parks, etc.)
- Develop community pride
- Be ready to act if an important neighborhood issue comes up
- Turn diverse interests into an asset rather than a liability



Getting Organized

Coalition of Neighborhoods

The City will provide a Community Coordinator that will help you organize your first few meetings and provide any other assistance to get started.

Matt Meunier, PLS, AICP

Assistant to the Mayor



Getting Organized

Coalition of Neighborhoods

Ideas to consider when getting organized.

- Each Neighborhood Coalition will differ. Let it evolve based on the needs of the neighborhood
- Be sensitive to the needs of your fellow residents and businesses
- As needs change, so should the direction of the coalition
- Utilize volunteers and encourage participation
 - Not everyone will participate all the time. People may want to get interested in one issue and not another.





Getting Organized

Coalition of Neighborhoods

A Step-by-Step Guide

1. Become familiar with your neighborhood coalition area
2. Conduct a needs assessment
3. Identify neighborhood resources
4. Talk to your neighbors
5. Plan your meetings



Getting Organized Coalition of Neighborhoods

A Step-by-Step Guide

1. Become familiar with your neighborhood coalition area
 - Each coalition boundary represents several neighborhoods (HOA)
 - It helps to look at the neighborhood in terms of its needs and its resources.
 - Talk to your new expanded neighbors



Getting Organized Coalition of Neighborhoods

A Step-by-Step Guide

2. Conduct a needs assessment

- An informal or formal survey of your neighborhood
 - Conducted at your first meeting, door-to-door, or a planning process.
- Sample questions
 - Are the streets littered? Are they adequately lit?
 - What traffic issues exist, such as dangerous intersections, speeding etc.
 - Concerns about crime
 - Are there abandoned buildings in a state of disrepair?
 - What are the needs of the businesses in your neighborhood?
 - Is there any ongoing problem with land use or zoning?



Getting Organized Coalition of Neighborhoods

A Step-by-Step Guide

3. Identify neighborhood resources

- Who are the neighborhood leaders? Get their names, addresses, and phone numbers.
- Leaders are people who are outspoken or concerned about issues. They include PTO member, business people or respected by their neighbors
- What institutions and business groups exist in your neighborhood?



Getting Organized Coalition of Neighborhoods

A Step-by-Step Guide

4. Talk to your neighbors

- Find people on your block, at church, at school or a shopping center or other businesses.
- Begin by telling them about the neighborhood coalition or issues under consideration by the coalition
- Ask if they are interested and some issues they would like to see discussed
- Exchange names & numbers
- Call them, follow through
- Call a meeting one to two weeks later. If you wait too long people will lose their enthusiasm.



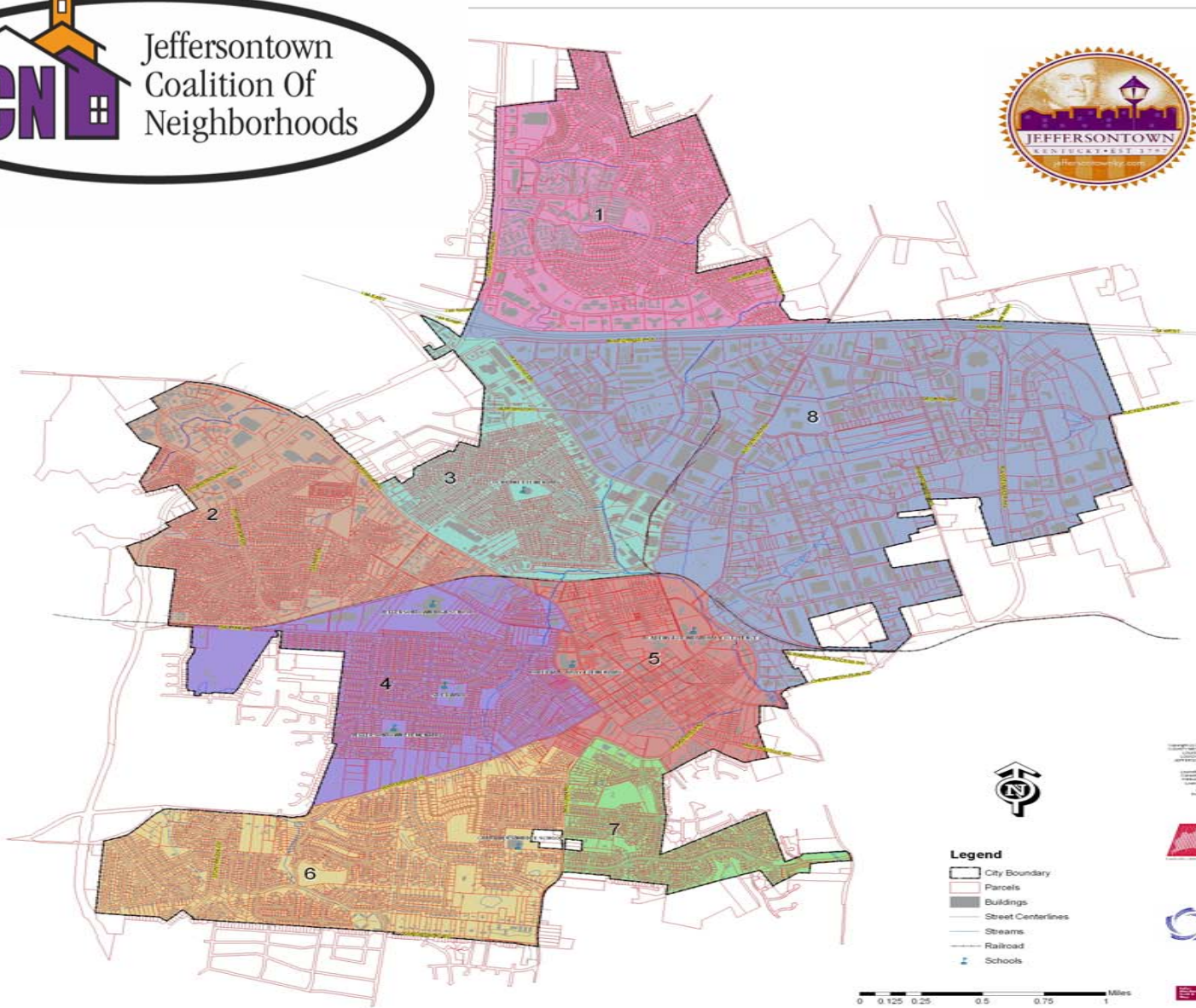
Getting Organized Coalition of Neighborhoods

A Step-by-Step Guide

5. Plan your meetings

- Decide what kinds of things to discuss, how to present and how to get people to attend.
- Find a place to hold a meeting.
- Plan what will happen at the meeting. It is important to run smoothly.
- Publicize your meeting. Use flyers, city government web-sites or news articles.





- Legend**
- City Boundary
 - Parcels
 - Buildings
 - Street Centerlines
 - Streams
 - Railroad
 - Schools



Map prepared by LOJIC for the City of Jeffersontown, KY. All rights reserved. No part of this map may be reproduced without the written permission of LOJIC. The City of Jeffersontown, KY, is not responsible for any errors or omissions on this map. The City of Jeffersontown, KY, is not responsible for any damages, including consequential, arising from the use of this map. The City of Jeffersontown, KY, is not responsible for any claims, including consequential, arising from the use of this map. The City of Jeffersontown, KY, is not responsible for any claims, including consequential, arising from the use of this map.

